

**WILSON HP™ MURATA
WIEDEMANN 112, 114 TOOLING**



SOLUTIONS FOR PUNCH PRESS TOOLING

CONNECT WITH US

wilsontool.com is your online source for the latest news and information from Wilson Tool. Available in seven languages, wilsontool.com is a great resource for all of our customers around the globe.



Monthly Newsletters

Our e-newsletters not only keep you up to date on the latest product and company news along with workshop and class information, but each month we provide a solutions-based article to improve performance and productivity in your shop. Register at wilsontool.com

e-Business Center

Request a quote. Place an order. Review your account history. Track a shipment. Even download special tool drawings to easily program your machines. 24 hours a day, 7 days a week.

Log-on or register your account at wilsontool.com/ebiz.



E - Biz

YouTube

Wilson Tool's YouTube channel contains many videos featuring product demonstrations showing our tooling in action. Visit us at

<http://www.youtube.com/user/wilsontooltube>

Wilson Tool YouTube Channel

Assemblies	3
112 Style Tooling A-B-C-D Station.	4
112 Style Tooling E-F-G Station	5
112 Style Tooling Add Ons	6
114 Style Tooling A-B-C-D Station	7
114 Style Tooling E-F-G-H Station	8
114 Style Tooling J-K-L Station	9
114 Style Tooling Add Ons	10
Shear Options	11
Standard Keying Locations	12
Non-Standard Keying	13
Special Tooling Features & Benefits	14
Special Shapes Group 'A'	15-21
Wilson Wheel	22

Terms and Conditions

ORDER

Minimum order is \$50.00.

CREDIT REQUIREMENTS

All orders are subject to approval by our Credit Department. If you are a new account, please furnish us with your tax exempt status, a bank reference, three current supplier references and/or your current D&B rating with your first order. A credit limit will be imposed on new accounts until credit has been established.

PAYMENT TERMS

Terms are net 10 days. Catalog prices are subject to change without notice.

FREIGHT

Orders are shipped F.O.B. from our manufacturing facility. (International Shipments are Incoterms: Ex Works).

ORDER CANCELLATION

In the event an order is cancelled, an additional charge will be assessed to cover the cost of labor and material.

RETURNED MATERIAL

A handling/restocking fee will be applied to all products returned for credit. A return authorization number and shipping instructions must be obtained in advance before an item can be returned.

CLAIMS

All claims or product shortages must be made within 30 days of the invoice date.



For 112 & 114 Style Tooling

Features and Benefits:

- Accepts standard 112/114 Wiedemann tooling.
- Push button length adjustment in .005 increments. (XB Assembly does not have the above feature)
- Punches are self-stripping and guided.
- Utilizes a steel stripper retention system (no tools required).

Wilson HP™ Assemblies fit the following machines:

Centrum 3000, 3500
Magnum 2125, 5000
Vectrums
Motorums
Wiedematic 3050, 4560

Accessories

Catalog #23533 (1/4" T-handle hex wrench)

Price:

Used on:

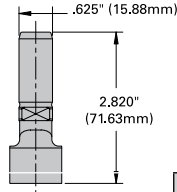
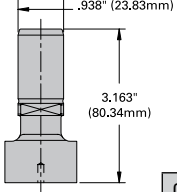
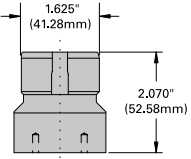
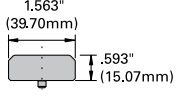
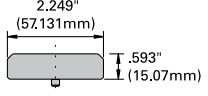
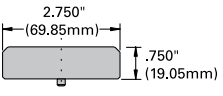
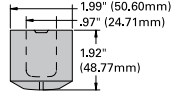
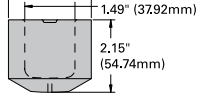
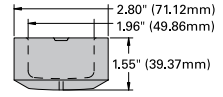
114 XB thru GHJ Assembly
112 XB thru EF Assembly

DESCRIPTION	CAT. NO.	PRICE
XB Wilson HP™ 112 Style Guide Assembly	22517	
XB Wilson HP™ 114 Style Guide Assembly*	22500	
Thread Adapter 5/16-18 to 1/2-13	22535	
B Wilson HP™ 112 Style Guide Assembly	22514	
B Wilson HP™ 114 Style Guide Assembly*	22513	
Thread Adapter 5/16-18 to 1/2-13	22535	
C Wilson HP™ 112 Style Guide Assembly	22591	
C Wilson HP™ 114 Style Guide Assembly	22592	
D Wilson HP™ 112 Style Guide Assembly**	22613	
D-AI Wilson HP™ 112 Style Guide Assembly (3.375" O.D.)	22617	
D Wilson HP™ 114 Style Guide Assembly**	22616	
D-AI Wilson HP™ 114 Style Guide Assembly (3.375" O.D.)	22618	
D-AI Lifter Button Assembly (set of 4)	22596	
EF Wilson HP™ 112 Style Guide Assembly [4.562" O.D.]	22536	
F-AI Wilson HP™ 112 Style Guide Assembly [4.172" O.D.]	22563	
EF Wilson HP™ 114 Style Guide Assembly [4.562" O.D.]	22537	
F-AI Wilson HP™ 114 Style Guide Assembly [4.172" O.E.]	22562	
GHJ Wilson HP™ 114 Style Guide Assembly (5.937" O.D.)	22595	

* Uses thread adapter

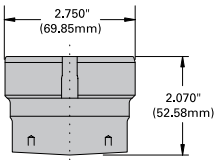
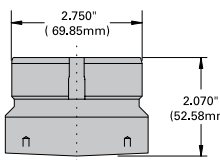
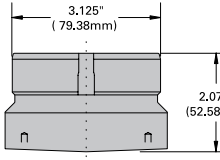
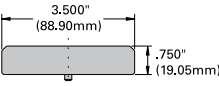
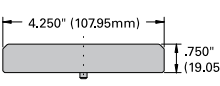
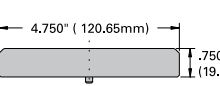
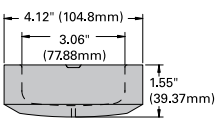
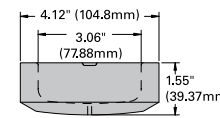
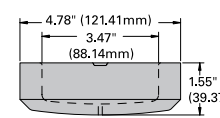
** Assembly can be converted to Auto-Index by adding catalog #22596

HP™ 112 STYLE TOOLING

	B STATION UP TO 1.000" (25.4MM)	C STATION 1.001 - 1.500" (25.4 - 38.1MM)	D STATION 1.501 - 2.000" (38.1 - 50.8MM)			
PUNCH						
	CAT. NO.	PRICE	CAT. NO.	PRICE	CAT. NO.	PRICE
	Round	20101	Round	20103	Round	20105
	Shape	20102	Shape	20104	Shape	20106
	Shape Punch 0° & 45°	20152	Shape Punch 0° & 45°	20154	Optima™	—
Optima™	—	Optima™	—			
DIE						
	CAT. NO.	PRICE	CAT. NO.	PRICE	CAT. NO.	PRICE
	Round Slug Hugger 2°	20001	Round Slug Hugger 2°	20007	Round Slug Hugger 2°	20013
	Round Standard	20000	Round Standard	20006	Round Standard	20012
	Shape Slug Hugger 2°	20004	Shape Slug Hugger 2°	20010	Shape Slug Hugger 2°	20016
	Shape Positive	20003	Shape Positive	20009	Shape Positive	20015
	Shape Slug Hugger 2° 0° & 45°	20283				
STRIPPER						
	CAT. NO.	PRICE	CAT. NO.	PRICE	CAT. NO.	PRICE
	HP Round	22530	HP Round	22607	HP Round	22638
	HP Round for XB	22509	HP Shape	22608	HP Shape	22639
	HP Shape	22531	Standard	20305	Standard	20306
	Standard	20303			≤ 1/8" (3.2mm) R	20308
	≤ 1/8" (3.2mm) RT	20304			≤ 1/2" (12.7mm) RT	20309
				1" (25.4mm) SQ	20307	
PUNCH SHIM	OD 1.54" (39mm) Thickness .030 (0.75mm)	OD 2.23" (56.6mm) Thickness .030 (0.75mm)	OD 1.59" (40.39mm) Thickness .060 (1.5mm)			
	CAT. NO.	PRICE	CAT. NO.	PRICE	CAT. NO.	PRICE
25 per bag	20226	25 per bag	20228	5 per bag	20230	
DIE SHIM	OD 1.54" (39mm) Thickness .030 (0.75mm)	OD 2.23" (56.6mm) Thickness .030 (0.75mm)	OD 2.23" (56.6mm) Thickness .030 (0.75mm)			
	CAT. NO.	PRICE	CAT. NO.	PRICE	CAT. NO.	PRICE
25 per bag	20202	25 per bag	20204	5 per bag	20206	

*Slug Hugger 2° dies must be ordered punch size plus clearance, .098 (2.49mm) min. dia. on rounds, .060 (1.53mm) min. width on shapes, .006 (0.15mm) min. clearance.

For 112 Style Tooling add ons, and other urethane stripper options, see page 6.

	E STATION 2.001 - 2.500" (50.8 - 63.5MM)			F STATION 2.501 - 3.125" (63.5 - 79.4MM)			G STATION 3.126 - 3.500" (79.4 - 88.9MM)		
PUNCH									
		CAT. NO.	PRICE		CAT. NO.	PRICE		CAT. NO.	PRICE
	Round	20107		Round	20109		Round	20111	
	Shape	20108		Shape	20110		Shape	20112	
	Optima™	—		Optima™	—		Optima™	—	
DIE									
		CAT. NO.	PRICE		CAT. NO.	PRICE		CAT. NO.	PRICE
	Round Slug Hugger 2 ST	20019		Round Slug Hugger 2 ST	20025		Round Slug Hugger 2 ST	20031	
	Round Standard	20018		Round Standard	20024		Round Standard	20030	
	Shape Slug Hugger 2 ST	20022		Shape Slug Hugger 2 ST	20028		Shape Slug Hugger 2 ST	20034	
	Shape Positive	20021		Shape Positive	20027		Shape Positive	20033	
STRIPPER									
		CAT. NO.	PRICE		CAT. NO.	PRICE		CAT. NO.	PRICE
	HP Round	22557		HP Round	22557		HP Round	22587	
	HP Shape	22558		HP Shape	22558		HP Shape	22588	
	Standard	20310		Standard	20312		Standard	20315	
≤ 1/2" (12.7mm) RT	20311		≤ 1/2" (12.7mm) RT	20314		≤ 1/2" (12.7mm) RT	20317		
			2" (50.8mm) SQ	20313					
PUNCH SHIM	OD 2.72" (69mm) Thickness .060 (1.5mm)						OD 3.09" (78.5mm) Thickness .060 (1.5mm)		
		CAT. NO.	PRICE		CAT. NO.	PRICE		CAT. NO.	PRICE
	5 per bag			20232		5 per bag	20234		
DIE SHIM	OD 3.480" (88.4mm) Thickness .030 (0.75mm)			OD 4.23" (107.4mm) Thickness .030 (0.75mm)			OD 4.73" (120.1mm) Thickness .030 (0.75mm)		
		CAT. NO.	PRICE		CAT. NO.	PRICE		CAT. NO.	PRICE
	5 per bag	20208		5 per bag	20210		5 per bag	20212	

*Slug Hugger 2ST dies must be ordered punch size plus clearance, .098 (2.49mm) min. dia. on rounds, .060 (1.53mm) min. width on shapes, .006 (0.15mm) min. clearance.

For 112 Style Tooling add ons, and other urethane stripper options, see page 6.

A, B, C STATION ADD ONS		
ADD ONS FOR ROUNDS		
SMALL DIAMETER	PUNCH	DIE
.031 - .061 (0.79 - 1.55 mm)		
.062 - .092 (1.57 - 2.34 mm)		
Clearance < .004 (0.10mm)		
ADD ONS FOR SHAPES		
SMALL WIDTHS	PUNCH	DIE
.031 - .039 (0.79 - 1.0mm)		
.040 - .092 (1.02 - 2.34mm)		
SMALL 'A' DIMENSION†	PUNCH	DIE
C < .750 (19.05mm)		
Clearance < .004 (0.10mm)		

D STATION ADD ONS		
ADD ONS FOR ROUNDS		
SMALL DIAMETER	PUNCH	DIE
< 1.250 (31.75mm)		
Clearance < .004 (0.10mm)		
ADD ONS FOR SHAPES		
SMALL WIDTHS	PUNCH	DIE
.031 - .039 (0.79 - 1.0mm)		
.040 - .092 (1.02 - 2.34mm)		
SMALL 'A' DIMENSION†	PUNCH	DIE
< 1.150 (29.21mm)		
1.150 - 1.500 (29.21 - 38.1mm)		
Clearance < .004 (0.10mm)		

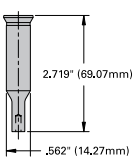
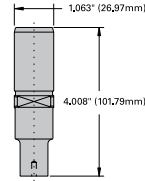
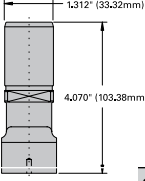
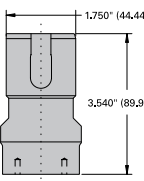
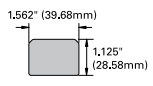
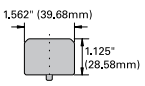
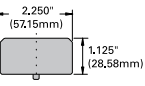
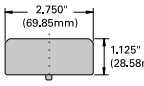
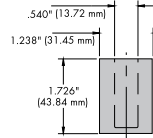
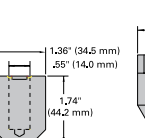
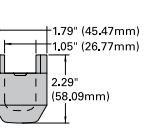
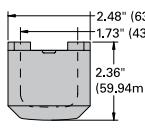
E, F, G STATION ADD ONS		
ADD ONS FOR ROUNDS		
SMALL DIAMETER	PUNCH	DIE
E, F < 1.900 (48.26mm)		
G < 3.024 (76.81mm)		
Clearance < .004 (0.10mm)		
ADD ONS FOR SHAPES		
SMALL WIDTHS	PUNCH	DIE
.031 - .039 (0.79 - 1.0mm)		
.040 - .092 (1.02 - 2.34mm)		
SMALL 'A' DIMENSION†	PUNCH	DIE
E, F < 1.750 (44.45mm)		
G < 2.750 (69.85mm)		
Clearance < .004 (0.10mm)		

RADIUS OR 45° CHAMFER 4 CORNERS		
	RADIUS OR CHAMFER SIZE	PRICE
PUNCHES	.063 - .250 (1.58 - 6.35mm)	
	Greater than .250 (6.35mm)	
DIES	Any size	

URETHANE STRIPPER OPTIONS	
95 dA (natural/amber)*	Heavy Duty
90 dA (black)	Standard
80 dA (green)*	Light Duty
70 dA (yellow)*	Very Light Duty
Custom Molded*	

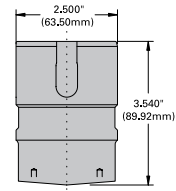
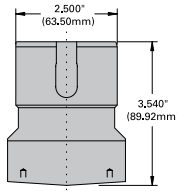
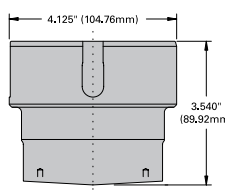
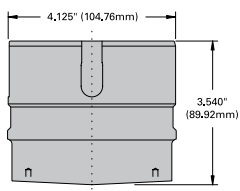
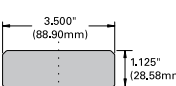
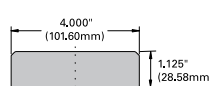
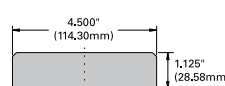
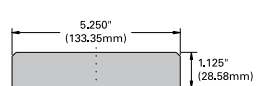
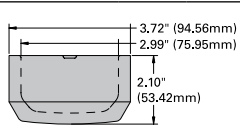
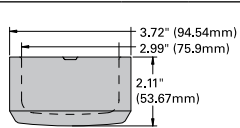
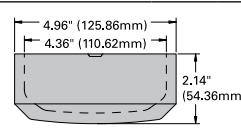
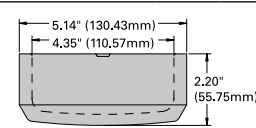
NOTES
<ul style="list-style-type: none"> • Add to round or shape punch for extra straight before radius, extra back taper, or no back taper. • † 'A' Dimension = longest distance across shape.

*Contact our sales desk for price and delivery.

	A STATION UP TO .500" (12.7MM)			B STATION UP TO 1.000" (25.4MM)			C STATION 1.001 - 1.500" (25.4 - 38.1MM)			D STATION 1.501 - 2.000" (38.1 - 50.8MM)		
PUNCH												
		CAT. NO.	PRICE		CAT. NO.	PRICE		CAT. NO.	PRICE		CAT. NO.	PRICE
	Round	20113		Round	20115		Round	20117		Round	20119	
	Optima™	—		Shape	20116		Shape	20118		Shape	20120	
				Keyed Round Punch	20165		Shape Punch 0° & 45°	20168		Optima™	—	
			Shape Punch 0° & 45°	20166		Optima™	—					
			Optima™	—								
DIE												
		CAT. NO.	PRICE		CAT. NO.	PRICE		CAT. NO.	PRICE		CAT. NO.	PRICE
	Round Slug Hugger 2 [®]	20037		Round Slug Hugger 2 [®]	20037		Round Slug Hugger 2 [®]	20043		Round Slug Hugger 2 [®]	20049	
	Round Standard	20036		Round Standard	20036		Round Standard	20042		Round Standard	20048	
				Shaped Slug Hugger 2 [®] *	20040		Shaped Slug Hugger 2 [®]	20046		Shaped Slug Hugger 2 [®]	20052	
				Shape Positive	20039		Shape Positive	20045		Shape Positive	20051	
				Shape Die Positive at 0° & 45°	20291							
			Shape Slug Hugger 2 [®] at 0° & 45°	20292								
STRIPPER												
		CAT. NO.	PRICE		CAT. NO.	PRICE		CAT. NO.	PRICE		CAT. NO.	PRICE
	Standard	20401		HP Round	22530		HP Round	22607		HP Round	22638	
	(Magnum Machine)	20402		HP Round for XB	22509		HP Shape	22608		HP Shape	22639	
				HP Shape	22531		Standard	20405		Standard	20406	
				XB	20400					≤1/8" (3.2mm) RT	20408	
				Standard	20403					1" (2.54mm) SQ	20407	
				≤ 1/8" (3.2mm) RT	20404							
PUNCH SHIM	Thickness .060 (1.5mm)			Thickness .060 (1.5mm)			Thickness .060 (1.5mm)					
		CAT. NO.	PRICE		CAT. NO.	PRICE		CAT. NO.	PRICE			
			25 per bag	20236		25 per bag	20238		5 per bag	20240		
DIE SHIM	Thickness .030 (0.75mm)			Thickness .030 (0.75mm)			Thickness .030 (0.75mm)					
		CAT. NO.	PRICE		CAT. NO.	PRICE		CAT. NO.	PRICE			
			25 per bag	20202		25 per bag	20204		5 per bag	20206		

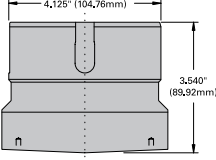
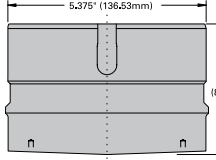
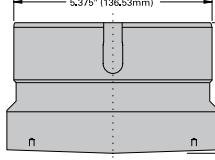
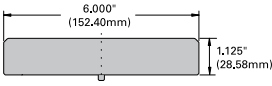
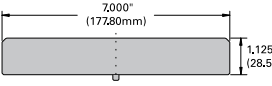
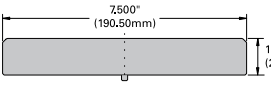
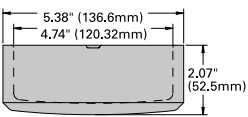
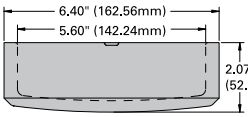
*Slug Hugger 2[®] dies must be ordered punch size plus clearance, .098 (2.49mm) min. dia. on rounds, .060 (1.53mm) min. width on shapes, .006 (0.15mm) min. clearance.

For 112 Style Tooling add ons, and other urethane stripper options, see page 6.

	E STATION 2.001 - 2.500" (50.8 - 63.5MM)			F STATION 2.501 - 3.000" (63.5 - 76.2MM)			G STATION 3.001 - 3.500" (76.2 - 88.9MM)			H STATION 3.501 - 4.125" (88.9 - 104.8MM)			
PUNCH													
		CAT. NO.	PRICE		CAT. NO.	PRICE		CAT. NO.	PRICE		CAT. NO.	PRICE	
	Round	20121		Round	20123		Round	20125		Round	20127		
	Shape	20122		Shape	20124		Shape	20126		Shape	20128		
Optima™	—		Optima™	—		Optima™	—		Optima™	—			
DIE													
		CAT. NO.	PRICE		CAT. NO.	PRICE		CAT. NO.	PRICE		CAT. NO.	PRICE	
	Round Slug Hugger 2 [®]	20055		Round Slug Hugger 2 [®]	20061		Round Slug Hugger 2 [®]	20067		Round Slug Hugger 2 [®]	20073		
	Round Standard	20054		Round Standard	20060		Round Standard	20066		Round Standard	20072		
	Shaped Slug Hugger 2 [®]	20058		Shaped Slug Hugger 2 [®]	20064		Shaped Slug Hugger 2 [®]	20070		Shaped Slug Hugger 2 [®]	20076		
Shape Positive	20057		Shape Positive	20063		Shape Positive	20069		Shape Positive	20075			
STRIPPER													
		CAT. NO.	PRICE		CAT. NO.	PRICE		CAT. NO.	PRICE		CAT. NO.	PRICE	
	HP Round	22557		HP Round	22557		HP Round	22587		HP Round	22587		
	HP Shape	22558		HP Shape	22558		HP Shape	22588		HP Shape	22588		
	Standard	20410		Standard	20412		Standard	20415		Standard	20418		
≤1/2" (12.7mm) RT	20411		≤1/2" (12.7mm) RT	20414		≤1/2" (12.7mm) RT	20417		≤1/2" (12.7mm) RT	20419			
			2" (50.8mm) SQ	20413		2" (50.8mm) SQ	20416						
PUNCH SHIM	OD 2.47" (62.7mm) Thickness .060 (1.5mm)						OD 4.09" (103.9mm) Thickness .060 (1.5mm)						
		CAT. NO.	PRICE		CAT. NO.	PRICE		CAT. NO.	PRICE		CAT. NO.	PRICE	
			5 per bag	20242		5 per bag	20244						
DIE SHIM	OD 3.48" (88.4mm) Thickness .030 (0.75mm)			OD 3.98" (101.1mm) Thickness .030 (0.75mm)			OD 4.48" (113.8mm) Thickness .030 (0.75mm)			OD 5.23" (132.8mm) Thickness .030 (0.75mm)			
		CAT. NO.	PRICE		CAT. NO.	PRICE		CAT. NO.	PRICE		CAT. NO.	PRICE	
			5 per bag	20208		5 per bag	20214		5 per bag	20216		5 per bag	20218

*Slug Hugger-2™ dies must be ordered punch size plus clearance, .098 (2.49mm) min. dia. on rounds, .060 (1.53mm) min. width on shapes, .006 (0.15mm) min. clearance.

For 112 Style Tooling add ons, and other urethane stripper options, see page 6.

	J STATION 4.126 - 4.750" (104.8 - 120.65MM)			K STATION 4.751 - 5.500" (120.65 - 139.7MM)			L STATION 5.501 - 6.000" (139.7 - 152.4MM)		
PUNCH									
		CAT. NO.	PRICE		CAT. NO.	PRICE		CAT. NO.	PRICE
	Round	20129		Round	20131		Round	20133	
	Shape	20130		Shape	20132		Shape	20134	
	Optima™	—		Optima™	—		Optima™	—	
DIE									
		CAT. NO.	PRICE		CAT. NO.	PRICE		CAT. NO.	PRICE
	Round Slug Hugger 2®	20079		Round Slug Hugger 2®	20085		Round Slug Hugger 2®	20091	
	Round Standard	20078		Round Standard	20084		Round Standard	20090	
	Shape Slug Hugger 2®	20082		Shape Slug Hugger 2®	20088		Shape Slug Hugger 2®	20094	
Shape Positive	20081		Shape Positive	20087		Shape Positive	20093		
STRIPPER							Not Available		
		CAT. NO.	PRICE		CAT. NO.	PRICE			
	HP Round	22587		Standard	20422				
	HP Shape	22588		≤ 1/2" (12.7mm) RT	20424				
	Standard	20420		(Magnum Machine)	20423				
≤ 1/2" (12.7mm) RT	20421								
PUNCH SHIM	OD 4.09" (103.9mm) Thickness .060 (1.5mm)			OD 5.34" (135.6mm) Thickness .060 (1.5mm)					
		CAT. NO.	PRICE		CAT. NO.	PRICE		CAT. NO.	PRICE
	5 per bag	20244		5 per bag	20246				
DIE SHIM	OD 5.98" (151.9mm) Thickness .031 (0.79mm)			OD 5.98" (151.9mm) Thickness .031 (0.79mm)			OD 7.48" (190mm) Thickness .030 (0.75mm)		
		CAT. NO.	PRICE		CAT. NO.	PRICE		CAT. NO.	PRICE
	5 per bag	20220		5 per bag	20222		5 per bag	20224	

A, B, C STATION ADD ONS		
ADD ONS FOR ROUNDS		
SMALL DIAMETER	PUNCH	DIE
.031 - .061 (0.79 - 1.55 mm)		
.062 - .092 (1.57 - 2.34 mm)		
Clearance < .004 (0.10mm)		
ADD ONS FOR SHAPES		
SMALL WIDTHS	PUNCH	DIE
.031 - .039 (0.79 - 1.0mm)		
.040 - .092 (1.02 - 2.34mm)		
SMALL 'A' DIMENSION	PUNCH	DIE
C < .750 (19.05mm)		
Clearance < .004 (0.10mm)		

D STATION ADD ONS		
ADD ONS FOR ROUNDS		
SMALL DIAMETER	PUNCH	DIE
< 1.250 (31.75mm)		
Clearance < .004 (0.10mm)		
ADD ONS FOR SHAPES		
SMALL WIDTHS	PUNCH	DIE
.031 - .039 (0.79 - 1.0mm)		
.040 - .092 (1.02 - 2.34mm)		
SMALL 'A' DIMENSION	PUNCH	DIE
< 1.150 (29.21mm)		
1.150 - 1.500 (29.21 - 38.1mm)		
Clearance < .004 (0.10mm)		

E, F, G STATION ADD ONS		
ADD ONS FOR ROUNDS		
SMALL DIAMETER	PUNCH	DIE
E, F < 1.900 (48.26mm)		
G < 3.024 (76.81mm)		
Clearance < .004 (0.10mm)		
ADD ONS FOR SHAPES		
SMALL WIDTHS	PUNCH	DIE
.031 - .039 (0.79 - 1.0mm)		
.040 - .092 (1.02 - 2.34mm)		
SMALL 'A' DIMENSION	PUNCH	DIE
E, F < 1.750 (44.45mm)		
G < 2.750 (69.85m)		
Clearance < .004 (0.10mm)		

H, J STATION ADD ONS		
ADD ONS FOR ROUNDS		
SMALL DIAMETER	PUNCH	DIE
< 3.400 (88.9mm)		
Clearance < .004 (0.10mm)		
ADD ONS FOR SHAPES		
SMALL WIDTHS	PUNCH	DIE
.031 - .039 (0.79 - 1.0mm)		
.040 - .092 (1.02 - 2.34mm)		
SMALL 'A' DIMENSION	PUNCH	DIE
< 3.250 (82.55mm)		
Clearance < .004 (0.10mm)		

K, L STATION ADD ONS		
ADD ONS FOR ROUNDS		
SMALL DIAMETER	PUNCH	DIE
< 4.650 (120.65mm)		
Clearance < .004 (0.10mm)		
ADD ONS FOR SHAPES		
SMALL WIDTHS	PUNCH	DIE
< 4.500 (114.3mm)		
.040 - .092 (1.02 - 2.34mm)		
SMALL 'A' DIMENSION	PUNCH	DIE
< 4.500 (114.3mm)		
Clearance < .004 (0.10mm)		






RADIUS OR 45° CHAMFER 4 CORNERS		
	RADIUS OR CHAMFER SIZE	PRICE
PUNCH	.001 - .062 (0.02 - 1.57mm)	
	.001 - .062 (0.02 - 1.57mm)	
	Greater than .250 (6.35mm)	
DIE	Any size	

URETHANE STRIPPER OPTIONS	
95 dA (natural)*	Heavy Duty
90 dA (blue)	Standard
80 dA (green)*	Light Duty
70 dA (yellow)*	Very Light Duty
Custom Molded*	

*Contact our sales desk for price and delivery.

NOTES
<ul style="list-style-type: none"> Add to round or shape punch for extra straight before radius, extra back taper, or no back taper. 'A' Dimension = longest distance across shape.

SHEAR OPTIONS

TYPE OF SHEAR	BENEFIT	LIMITATION
 Rooftop	Best shear for punching at maximum tonnages.	When nibbling, bite must be 75% of punch dimension or excessive side loading will result.
 Concave or Double Concave	Best shear for nibbling because it inverts stresses.	The punch is less resistant to breakage when punching at high tonnages because of inverted stresses.
 Inverted Rooftop	Also good shear for nibbling because it inverts stresses.	More susceptible to breakage because of a sharp focal point for stresses—use great care.
 Double Valley Shear	Best shear for nibbling when shape is long and narrow.	The punch is less resistant to breakage when punching at high tonnages because of inverted stresses.
 JK Shear	A special punch tip shear that allows you to punch high strength materials with a reduced risk of breakage.	Can only be used on punches up to 1.000" (25.4mm) diameter or 'A' dimension†.

SPECIAL SHEAR					
STATION	'A' DIMENSIONS †	INVERTED ROOFTOP OR SINGLE CONCAVE		DOUBLE VALLEY OR DOUBLE CONCAVE	
		112	114	112	114
		.062" (1.6MM) SHEAR	.093 (2.4MM) SHEAR	.062 (1.6MM) SHEAR	.093 (2.4MM) SHEAR
B,C	Within 1.500" (38.1mm)				
D, E, F	Within 3.125" (79.4mm)				
G, H, J	Within 4.750" (120.6mm)				
K, L	Within 6.000" (152.4mm)				

.062"/1.6mm (112 Style) and .093"/2.4mm (114 Style) rooftop shear is given to all punches with 'A' dimension† greater than 2.000" (50.8mm) and width greater than .250" (6.35mm) at no extra charge. All punches .250" (6.35mm) and under in width will be shipped with no shear unless specified.

† 'A' Dimension = Longest dimension across shape.

NOTE: In some instances, inverted rooftop is substituted for single and double concave shears.

JK SHEAR	
SHAPE	ADD ON PRICE
Round	
Rectangle, Square, Hexagon, Single "D", Double "D"	
Oround	

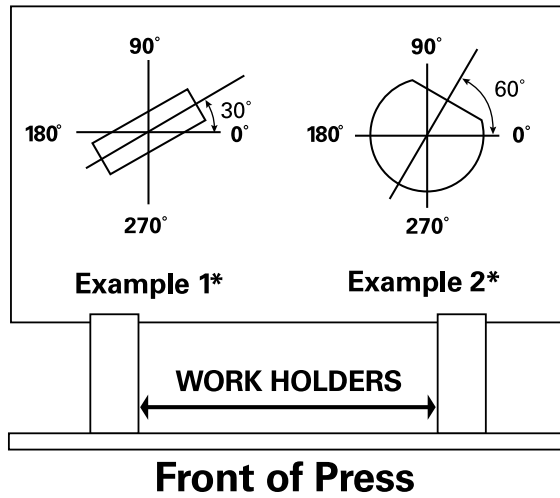
STANDARD KEYING LOCATIONS

B & C STATIONS									
PUNCH VIEW					DIE VIEW				

D - L STATIONS									
PUNCH VIEW					DIE VIEW				

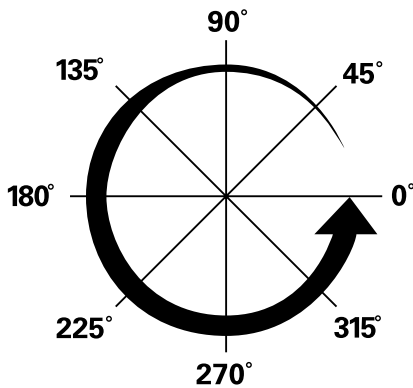
NON-STANDARD KEYING

Examples of angle settings:



Note: Please refer to non-standard key locations by the following method:

- Example 1 "Shape at 30°"
- Example 2 "Shape at 60°"



SHAPE AT SINGLE ANGLE ONLY AT 15° INCREMENTS FOR 112 AND 114

STATION	PUNCH	DIE
BC		
D		
EF		
GHJ		
KL		

SHAPE AT SINGLE ANGLE ONLY AT OTHER THAN 15° INCREMENTS FOR 112 AND 114

STATION	PUNCH	DIE
BC		
D		
EF		
GHJ		
KL		

STANDARD KEYING, PLUS EXTRA KEYS FOR SHAPES AT 45° INCREMENTS FOR 112 AND 114

STATION	AVAILABLE OPTIONS	PUNCH	DIE
		ADD ON PRICE	ADD ON PRICE
BC	45° Only		
D	45° Increments		
EF	45° Increments	per key	
GHJ	45° Increments	per key	
KL	45° Increments	per key	

STANDARD KEYING, PLUS EXTRA PINS OR KEYS FOR SHAPES AT OTHER THAN 45° INCREMENTS FOR 112 AND 114

STATION	PUNCH	DIE
BC	Not Available	Not Available
D	Not Available	Not Available
EF	per key	per pin
GHJ	per key	per pin
KL	per key	per pin

Fast, Flexible and Accurate Wilson HP™ Special Tooling

In addition to the unique Wilson HP holder technology that allows fast, "click-and-turn" in-machine adjustment, Wilson HP Special Tooling offers:

- Positive, push-button adjustment in .002" (0.05mm) increments for improved accuracy without the use of shims, without tools and without removal from the machine
- Larger maximum "A" dimension than other forming punches which allows larger-sized forming tools to be used in the XB-L stations of Murata Wiedemann punch presses for faster, easier and more efficient punching
- The shortest lead-times and fastest deliveries in the industry
- An extensive selection of Special Forming Tools including:
 - Embosses
 - Extrusions
 - Half Shears
 - EKO's
 - Coining Tools
 - Lance and Forms
 - Progressive Ribs
 - Louvers
 - Bridges
 - Letter Stamps
 - Hinges
 - Thread Forms
 - Card Guides

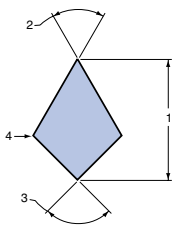


For a special forming tool that is not on this list, contact our Sales Desk.

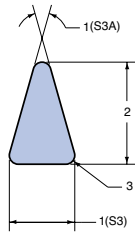
SPECIAL SHAPES

GROUP "A"

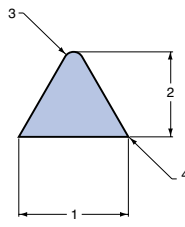
Note: Special Considerations May Alter Price and Lead Time



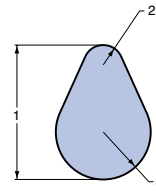
S1



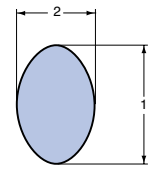
S3 -S3A



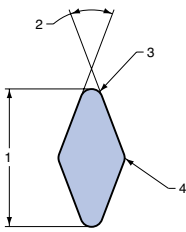
S4



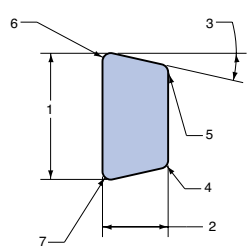
S7



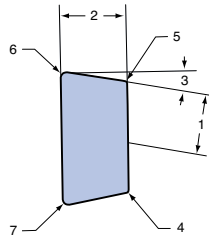
S8



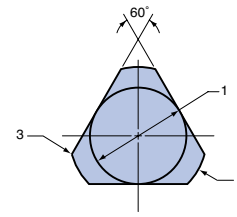
S9



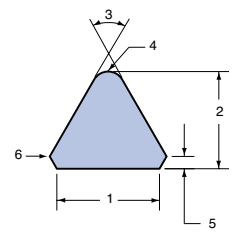
S23



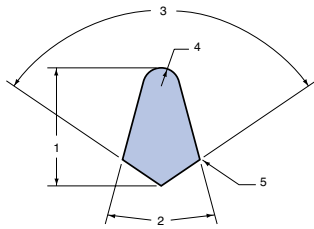
S23A



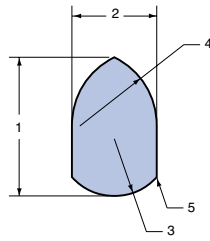
S50



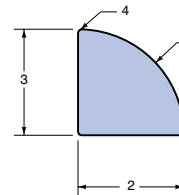
S51



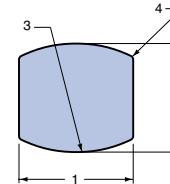
S59



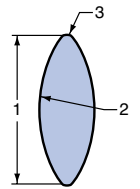
S65



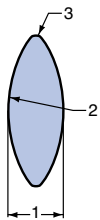
S69



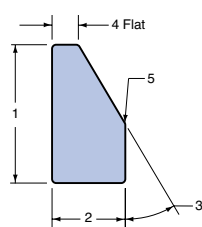
S81



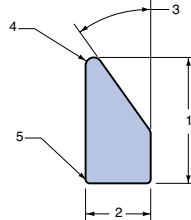
S95L



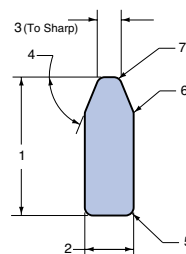
S95W



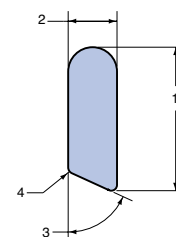
S97



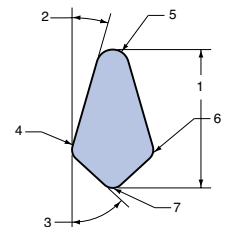
S100



S102

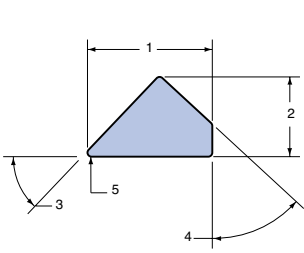


S103

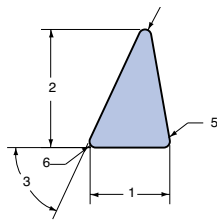


S105

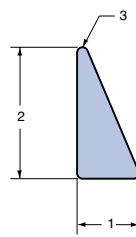
GROUP "A"



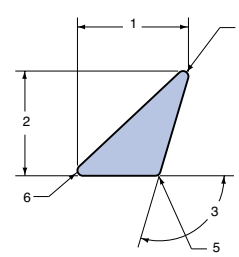
S106



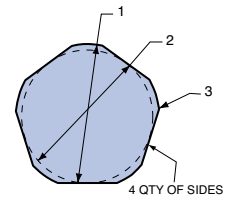
S108



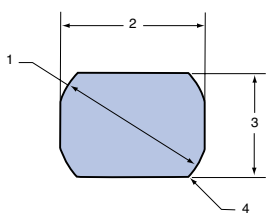
S109



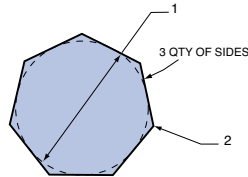
S110



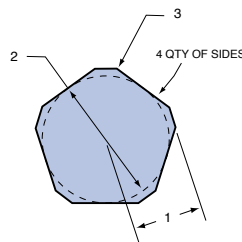
S121



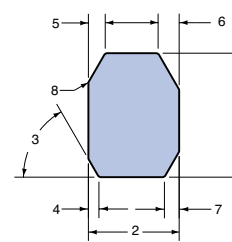
S122



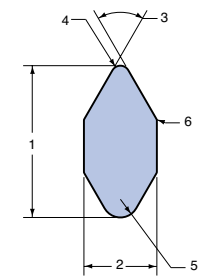
S123



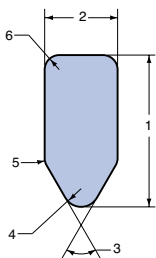
S124



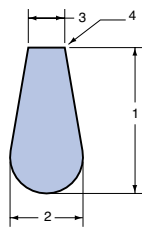
S161



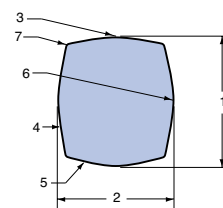
S162



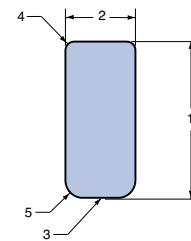
S163



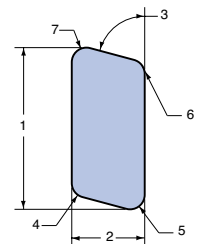
S164



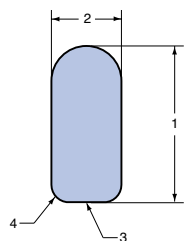
S165



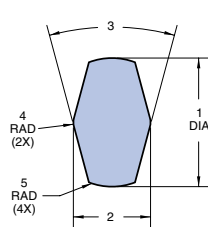
S166



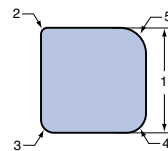
S167



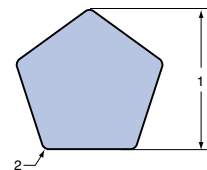
S170



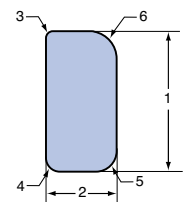
S181



SQF



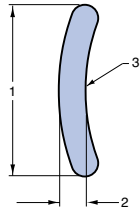
PN



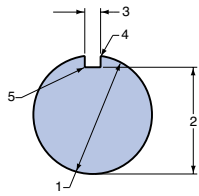
RTF

SPECIAL SHAPES

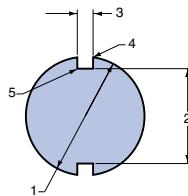
GROUP "B"



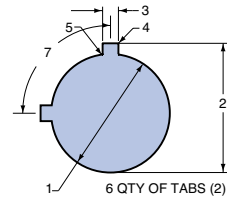
S6



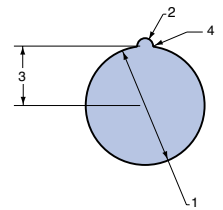
S10



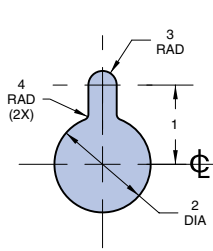
S11



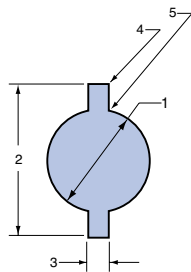
S12



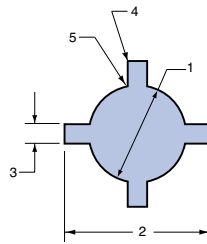
S13



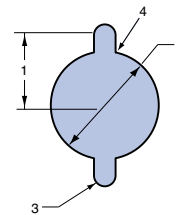
S14



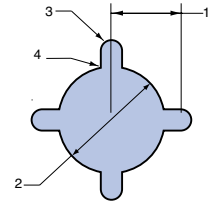
S15



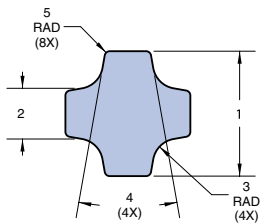
S16



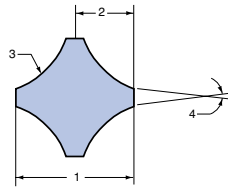
S17



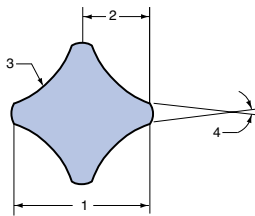
S18



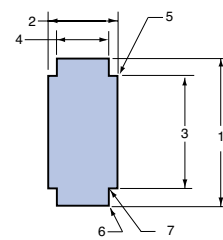
S19



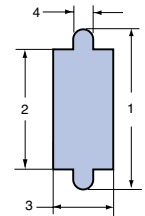
S19A



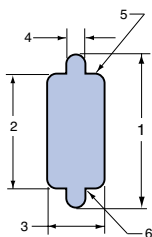
S19B



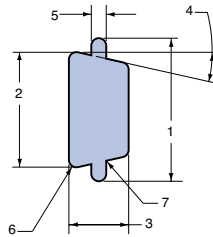
S20



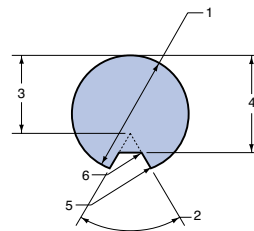
S21



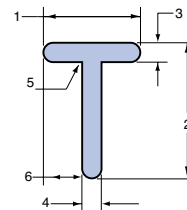
S22



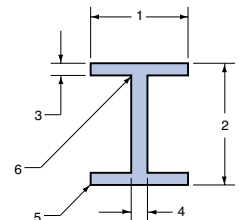
S24



S30

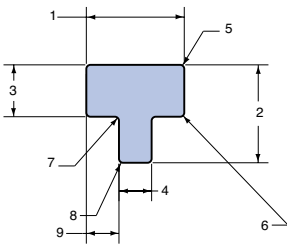


S31

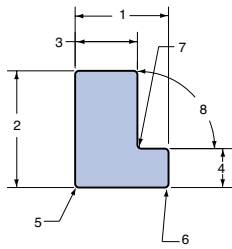


S33

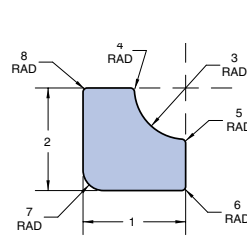
GROUP "B"



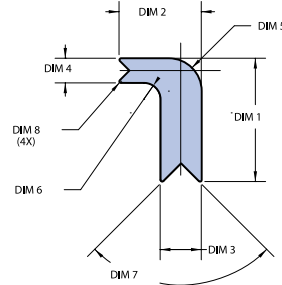
S35



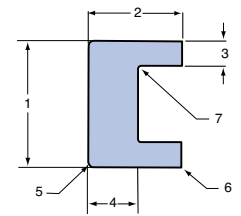
S36



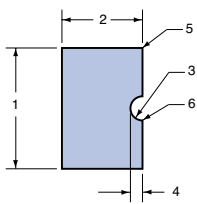
S36A



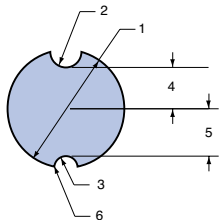
S37



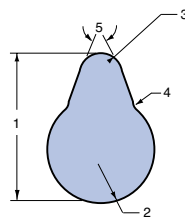
S40



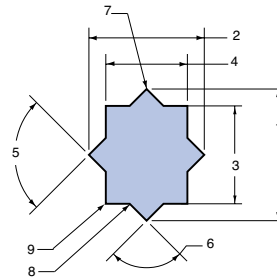
S41



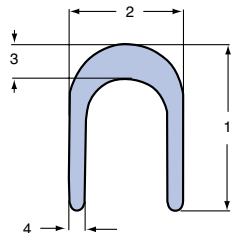
S42



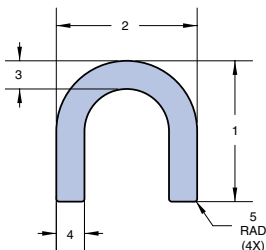
S43



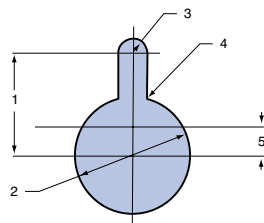
S46



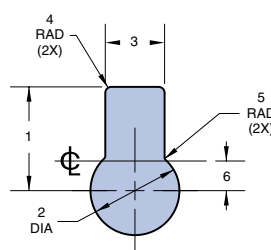
S54



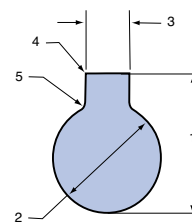
S55



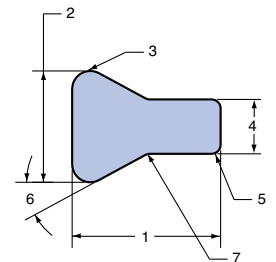
S56



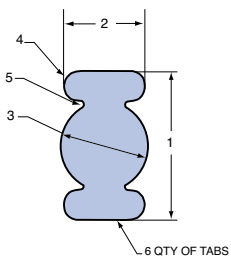
S57



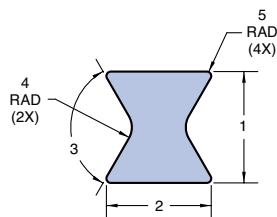
S58



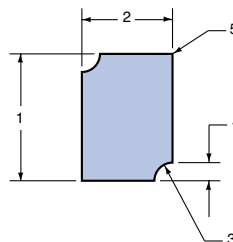
S60



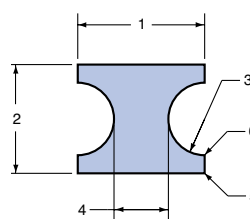
S61



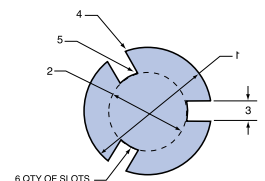
S62



S66



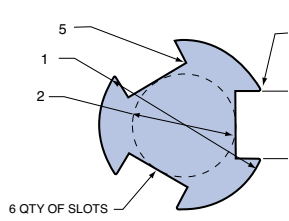
S79



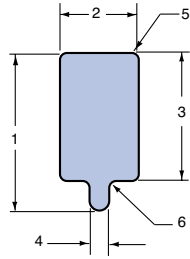
S82

SPECIAL SHAPES

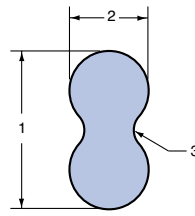
GROUP "B"



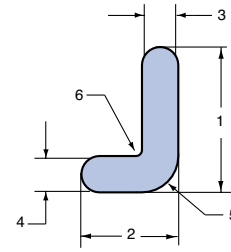
S83



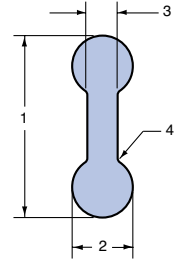
S84



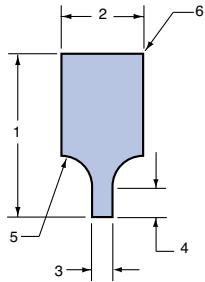
S87



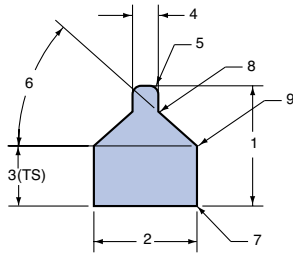
S88



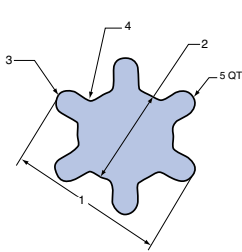
S91



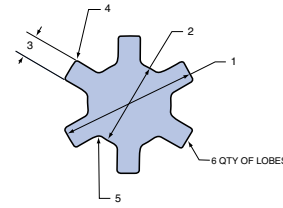
S93



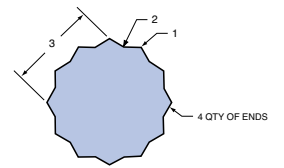
S114



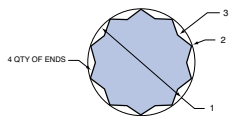
S115



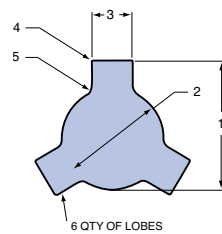
S116



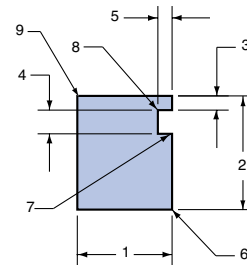
S117



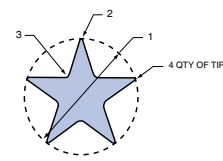
S118



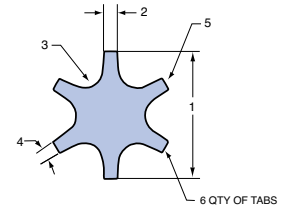
S119



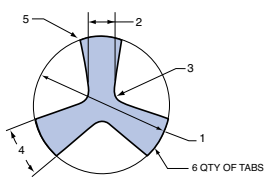
S120



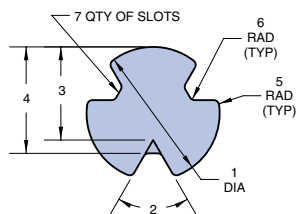
S125



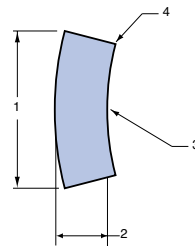
S126



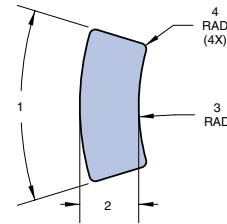
S127



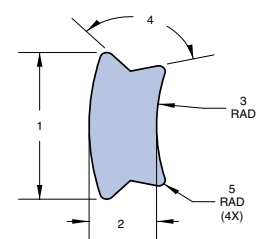
S128



S141

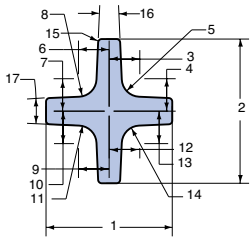


S141A

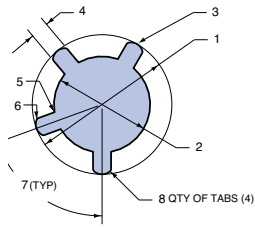


S142

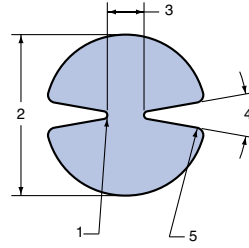
GROUP "B"



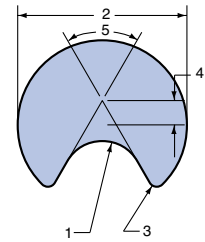
S168



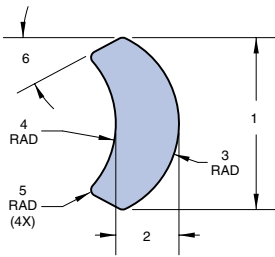
S169



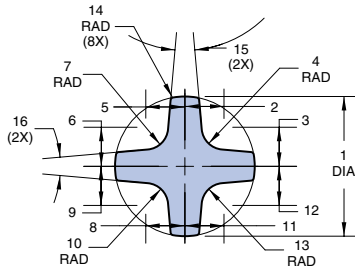
S171



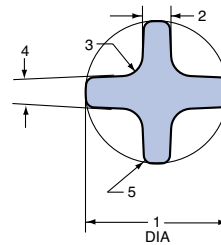
S172



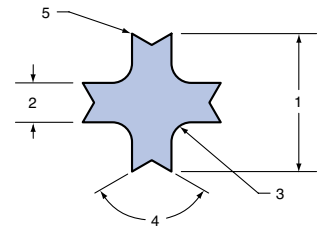
S174



S176

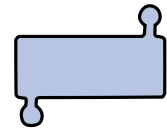

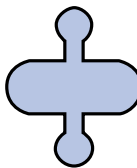

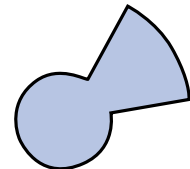
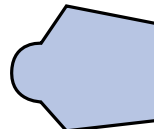
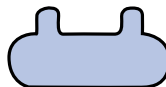
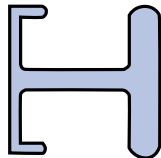
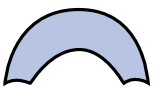

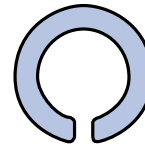

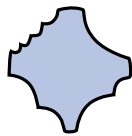
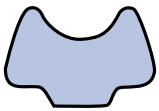


S177

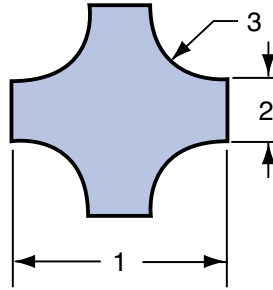


S179

GROUP "C"



4-WAY RADIUS TOOLS - STANDARD SIZES



RADIUS INCHES/MM	DIM. 1 INCHES/MM	DIM. 2 INCHES/MM	DIM. 3 INCHES/MM
.062 [1.58]	.500 [1.58]	.250 [6.35]	.062 [1.58]
.094 [2.39]	.625 [2.39]	.250 [6.35]	.094 [2.39]
.125 [3.18]	.625 [3.18]	.250 [6.35]	.125 [3.18]
.156 [3.96]	.750 [3.96]	.250 [6.35]	.156 [3.96]
.188 [4.78]	.750 [4.78]	.250 [6.35]	.188 [4.78]
.250 [6.35]	.875 [6.35]	.250 [6.35]	.250 [6.35]
.312 [7.93]	1.000 [7.93]	.250 [6.35]	.312 [7.93]
.375 [9.53]	1.125 [9.53]	.250 [6.35]	.375 [9.53]
.500 [12.7]	1.250 [12.7]	.250 [6.35]	.500 [12.7]

WILSON WHEEL® 114 STYLE TOOLING

FOR F (I/T) STATION ONLY



Wheel tools shown with punch and die adapter set

PUNCH & DIE ADAPTER SET	
CAT. NO.	PRICE
21064*	

*Wheel tools not included

FEATURES

The Wilson Wheel family of products offers fabricators flexible, high-speed production of flares, slits, ribs and offsets on a wide range of materials with virtually no burrs or nibble marks.

DESIGN CRITERIA

- A programmable ram is required to use these wheel tools.
- Consult the sales desk for machine specific requirements.
- Consult sales desk for minimum radius of each tool.

INFORMATION NEEDED

- Machine model
- Material thickness and type

WILSON TOOL INTERNATIONAL

WORLD HEADQUARTERS

Wilson Tool International - United States

Tel (Free): 800-328-9646 | Tel: 651-286-6001
Fax (Free): 800-222-0002 | Fax: 651-286-5959
Email: sales@wilsontool.com

NORTH AMERICA

Wilson Tool - Canada

Punching and Stamping Division
Tel: 800-268-5573 | Fax: 800-668-9314
Email: punching@wilsontoolcanada.com

Wilson Tool - Canada

Press Brake Division
Tel: 800-268-4180 | Fax: 905-840-1032
Email: bending@wilsontoolcanada.com

Wilson Tool - Mexico

Tel: 52 (81) 8865-4820 | Fax: 52 (81) 8865-4599
Email: americalatina@wilsontool.com

SOUTH AMERICA

Wilson Tool - Argentina

Tel: +54 114 7996519
Email: ventasargentina@wilsontool.com

Milling Ferramentas - Brazil

Tel/Fax: 55 11 5621-2100
Email: vendas@millling.com.br

CHINA / PACIFIC RIM

Wilson Tool - China

Tel: +86 21 51089638 | Fax: +86 21 64422195
Email: sales@wilsontool.cn

EUROPE / MIDEAST / AFRICA

Wilson Tool - United Kingdom

Tel (Free): 0800-373748 | Tel: +44 1793 831818
Fax (Free): 0800-373758 | Fax: +44 1793 831945 or 46
Email: sales@wilsontool.eu.com

Wilson Tool - Germany

Tel (Free): 00800-9457668665 | Tel: +49 5723 747 0
Fax (Free): 00800-945766329 | Fax: +49 5723 747 10
Email: verkauf@wilsontool.eu.com

Wilson Tool - Denmark

Tel (Free): 80 20 20 24 | Tel: +45 44 53 1699
Fax (Free): 80 20 20 26 | Fax: +45 44 53 0607
Email: sales@wilsontool.dk

Wilson Tool - France

Tel: +33 (0) 164 13 47 80 | Fax: +33 (0) 164 13 47 81
Email: ventes@wilsontool.eu.com

Toolspress - Italy

Tel: +39 0521 850510 / 850677
Fax: +39 0521 850796
Email: info@toolspress.com